


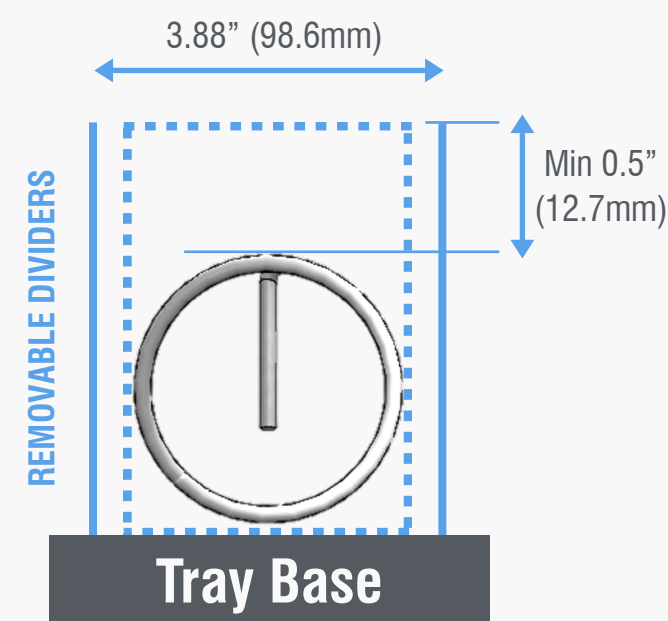
MERCHANT PRODUCT GUIDELINES

Merchant is capable of vending a wide variety of package types.

Below guidelines are for proper vend reliability, and when testing is needed.



SINGLE SPIRAL VENDING

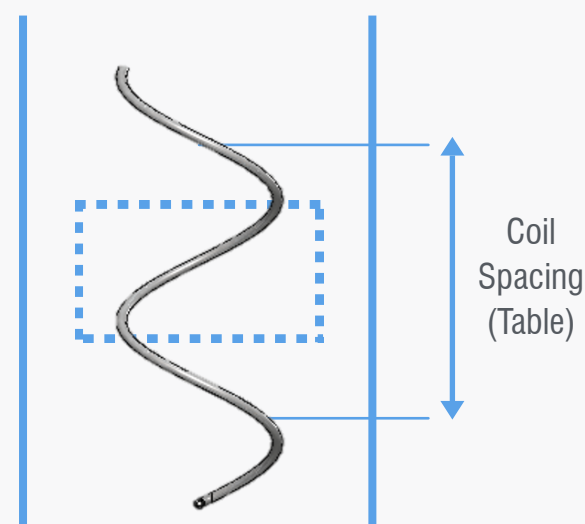


Single Spiral Vending - Height/Width

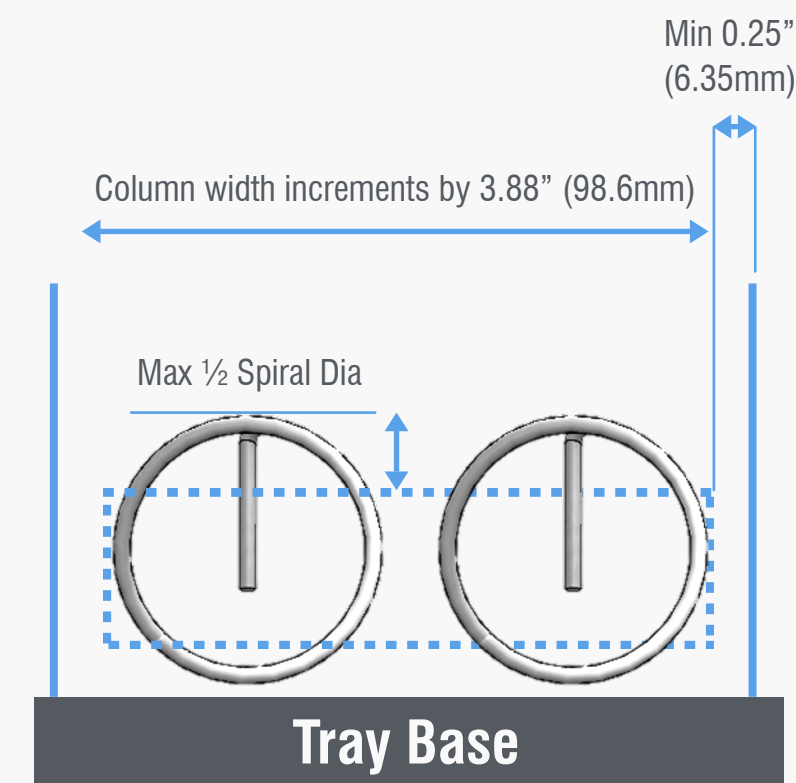
- Best suited for vertical package vending
- Product should be taller than spiral dia by 0.5" (127mm)
- Min distance of 0.25" (6.35mm) between the product and divider is recommended

Single Spiral Vending - Depth

- Product depth should be more than 0.1" (2.54mm) smaller than coil spacing
- Current spacing available from 0.44" (11.2mm) to 4.58" (116.3mm). See table for how this effects capacity
- Max package vending force not to exceed 7lbs (3.2kg)



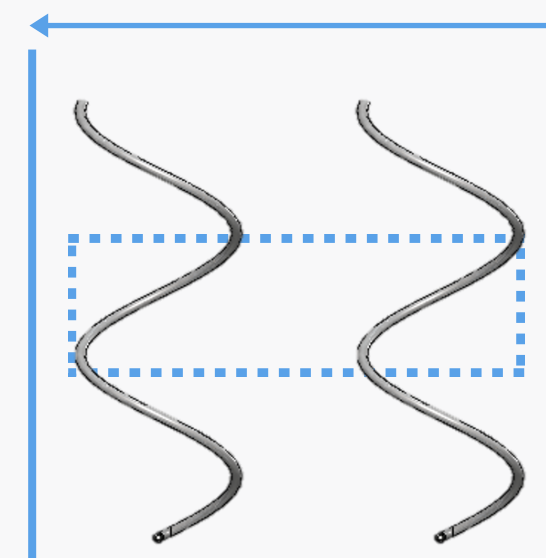
DOUBLE SPIRAL VENDING



Double Spiral Vending - Height/Width

- Best suited for horizontal package vending
- Items less than 1/2 the spiral diameter should be tested
- Min distance of 0.25" (6.35mm) between the product and divider is recommended

Max 5 columns wide
Anything over 3 should be tested



Double Spiral Vending - Depth

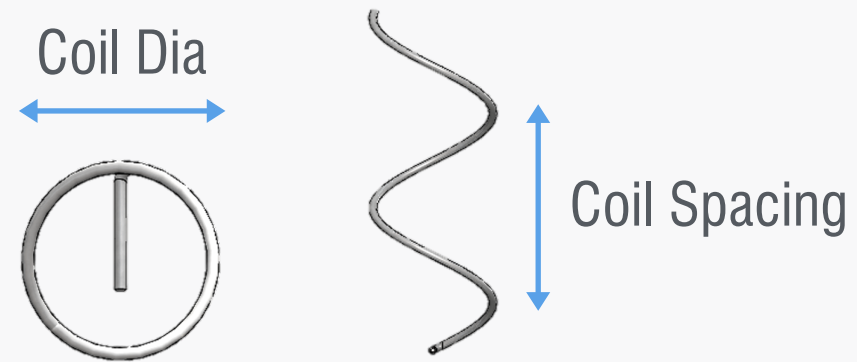
- Product depth should be more than 0.1" (2.54mm) smaller than coil spacing
- Current spacing available from 0.44" (11.2mm) to 4.58" (116.3mm). See table for how this effects capacity
- Max package vending force not to exceed 7lbs (3.2kg)

SPIRAL COUNT AND COIL SPACING

- **Spiral Count:** # of products per column
- **Coil Spacing:** Reference for product depth
- **Coil Dia:** Reference for min product height

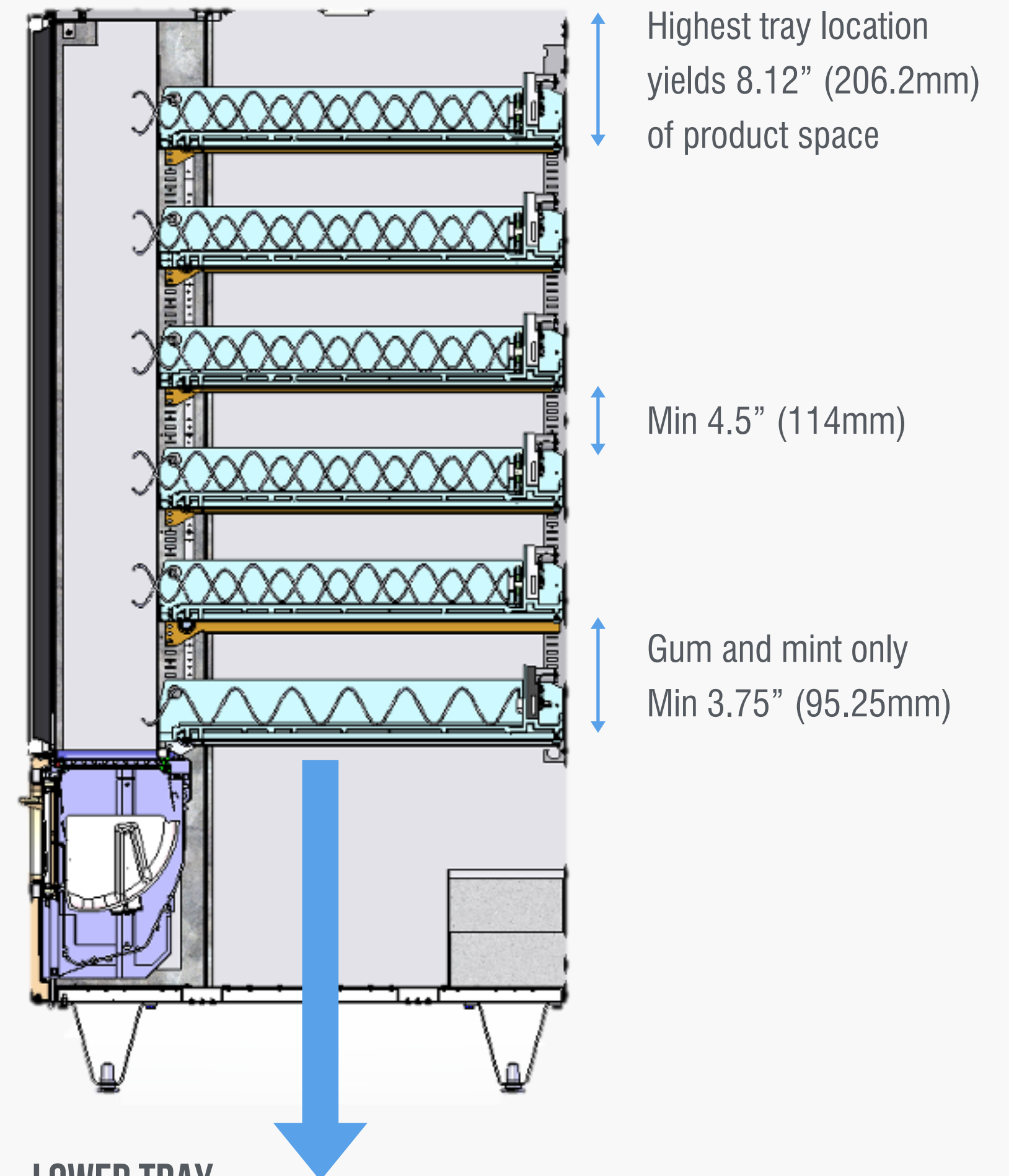
Ambient			Combo		
Spiral Count	Coil Spacing	Coil Diameter	Spiral Count	Coil Spacing	Coil Diameter
5 LH	4.58"	2.57"	4 LH	3.69"	3.13"
5 RH	4.58"	2.57"	4 LH	3.66"	2.57"
6 LH	3.78"	2.57"	4 RH	3.66"	2.57"
6 RH	3.78"	2.57"	5 LH	2.90"	2.57"
8 LH	2.90"	2.57"	5 RH	2.90"	2.57"
8 RH	2.90"	2.57"	5 LH	3.28"	3.13"
9 LH	2.46"	2.57"	6 LH	2.46"	2.57"
9 RH	2.46"	2.57"	6 RH	2.46"	2.57"
10 LH	2.22"	2.57"	7 LH	2.23"	2.57"
10 RH	2.22"	2.57"	7 RH	2.23"	2.57"
11 LH	1.98"	2.57"	8 LH	1.81"	2.57"
11 RH	1.98"	2.57"	8 RH	1.81"	2.57"
13 LH	1.65"	2.57"	10 LH	1.44"	2.57"
13 RH	1.65"	2.57"	10 RH	1.44"	2.57"
15 LH	1.41"	2.57"	12 LH	1.18"	2.57"
15 RH	1.41"	2.57"	12 RH	1.18"	2.57"
17 LH	1.23"	2.57"	14 LH	1.00"	2.57"
17 RH	1.23"	2.57"	14 RH	1.00"	2.57"
20 LH	1.02"	2.57"	18 LH	0.75"	2.57"
20 RH	1.02"	2.57"	18 RH	0.75"	2.57"
25 LH	0.75"	2.57"			
25 RH	0.75"	2.57"			
30 LH	0.60"	2.57"			
30 RH	0.60"	2.57"			
38 LH	0.44"	2.57"			
38 RH	0.44"	2.57"			

Bottle tray only



TRAY AND SPACING

- Maximum # of trays 7
- Trays height adjustable in 0.5" (12.7mm) increments

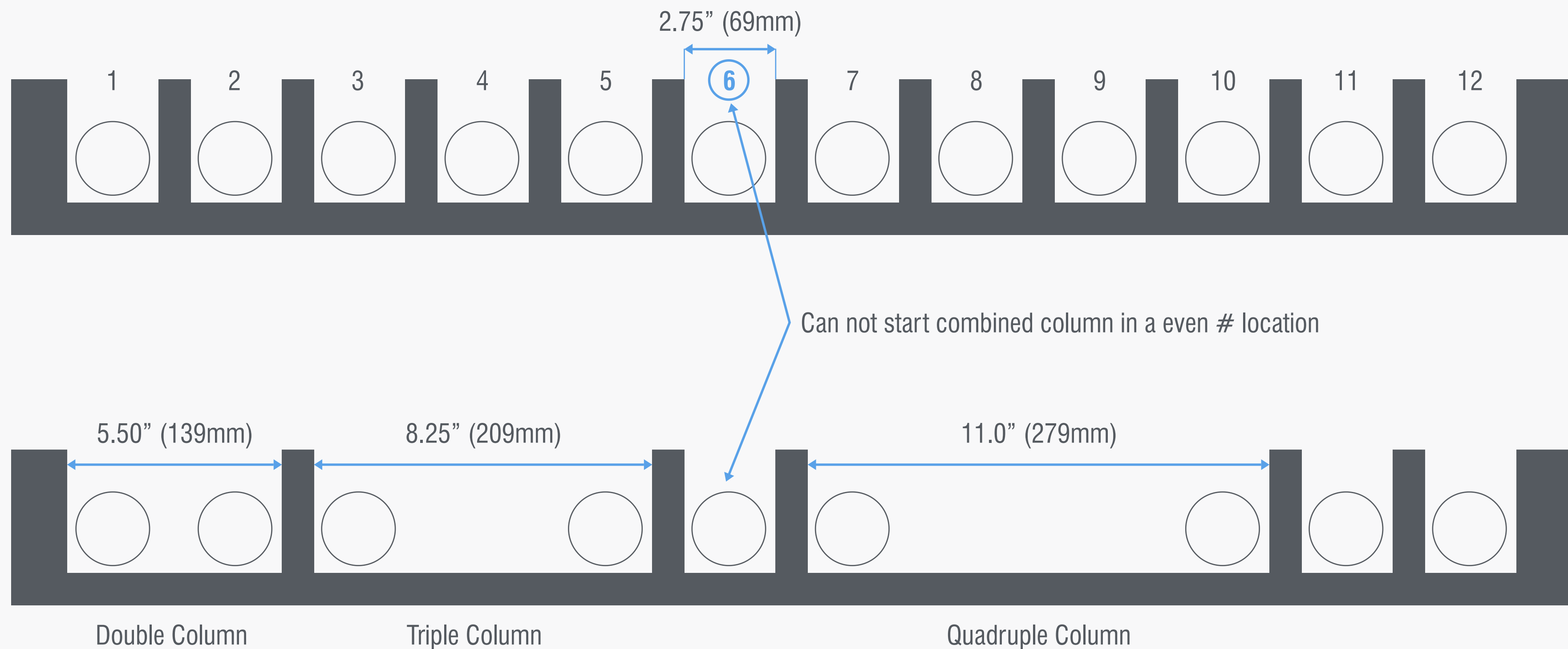


LOWER TRAY

- Location for gum and mint tray if ordered (ambient only)
- Recommended location for bottles
- Tray does tilt for loading

COLUMN COUNT AND SPACING (SNACK AND CANDY TRAYS)

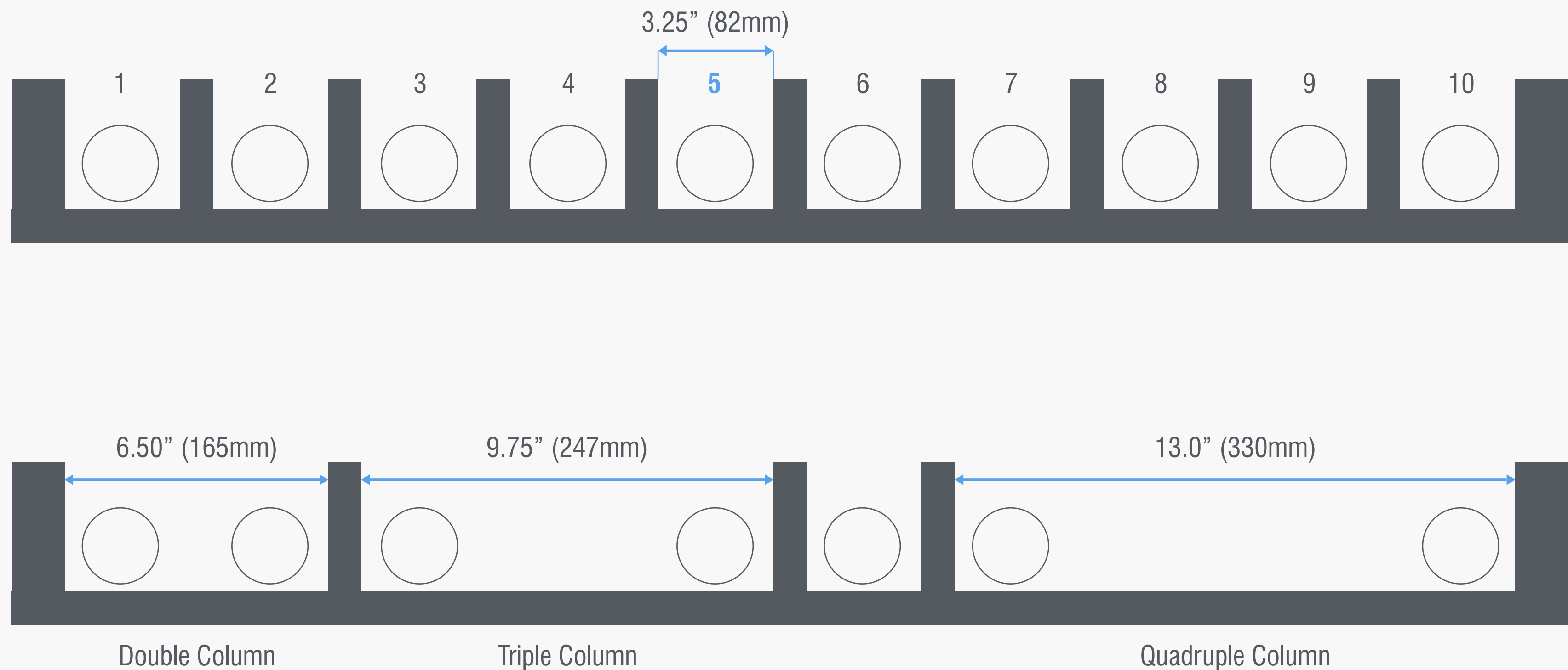
- Single column count for snack/candy tray is 12 columns for wide and 6 columns for narrow machines
- Dividers can be removed to accommodate wider packages (max width 5 columns)
- Column width increments by 2.75" (69mm)
- Combined columns must start with an odd number
- Reference spiral count chart for product depth capacity



- Maximum product weight per tray is 22lbs (10kg)
- Load rating on column motor is 7lbs(3.2kg). This is dependent on product weight and drag coefficient
- Low friction slides available to reduce drag on problematic packages

COLUMN COUNT AND SPACING (BOTTLE TRAYS)

- Single columns for bottle trays is 10 columns for wide machines and 7 columns for narrow machines
- Dividers can be removed to accommodate wider packages (max width 5 columns)
- Combined columns must start with an odd number
- Column width increments by 3.25" (82.6mm)
- Reference spiral count chart for product depth capacity



- Maximum product weight per tray is 62lbs (28.1kg)
- Load rating on column motor is 7lbs (3.2kg). This is dependent on product weight and drag coefficient
- Low friction slide available to reduce drag on problematic packages