

# ICON

by **CRANE**



P R E M I U M



# COFFEE

M A C H I N E S

**CRANE** MERCHANDISING SYSTEMS



# ICON

by CRANE®


## DYNAMIC DESIGN SERVING BEST-IN-CLASS DRINKS

Captivate interest immediately with the touch user interface and stylish design of ICON. Robustly engineered with state-of-the-art technology, ICON delivers each drink consistently with stellar taste, aroma, colour and appearance and will bring consumers back for more.

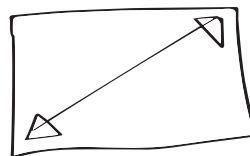
- ❖ Specialty coffees made with real espresso, freshly ground from beans
- ❖ Leaf tea freshly brewed every time
- ❖ Crane quality design and function
- ❖ Customisable top graphic and metal surround



**Intuitive**  
User Interface



**Barista**  
Quality Coffee



**21"**  
Optional HD Display



**82%**  
Recyclable

# FEATURES

## & SPECIFICATIONS

### FEATURES

User Interface	<b>Direct touch buttons</b>
Screen Size	<b>5" landscape HD colour display</b>
Screen Dimensions	<b>106mm x 64mm landscape</b>
Screen Resolution	<b>800 x 480 pixels</b>
Screen Performance	<b>24 bit full colour TFT display</b>
Video Supported	<b>Yes</b>
Optional 21" Full HD Screen	<b>Yes</b>
Screen Input	<b>2x USB &amp; 1x HDMI</b>
Screen Resolution	<b>1920 x 1080 pixels</b>
Screen Content Supported	<b>Video &amp; Images</b>
Brewing System Coffee	<b>CoEx (Coffee &amp; Espresso) Capacity - from 6.5 to 9.5 gram</b>
Brewing System Tea	<b>Crane Oltre brewer</b>
Mixing System	<b>Crane mixing system</b>
Cup Drop Unit	<b>Crane cup drop unit Plastic, paper, single, dual walled cups</b>
Cup Capacity	<b>up to 800</b>
Cup Diameter	<b>70mm, 73mm, 80mm</b>
Cup Size	<b>7, 9, 12 oz 150, 180, 200, 300 ml</b>
USB Connectivity	<b>3 x USB2.0</b>
EVA/DTS communication module	<b>via DEX port</b>
LED Lit Vend Area	<b>Yes</b>
Jug Facility	<b>Yes</b>
Cup Sensor	<b>Surevend cup sensors Fitted as standard on all models</b>
Energy-Saving mode	<b>Programmable energy saving mode</b>
My Code	<b>Yes</b>
Free Vend	<b>Yes</b>
Payment Systems	<b>up to 3</b>
Coin/Notes/Cashless	<b>Compatible with the leading systems</b>
Vend Time (bean to cup)	<b>33 seconds (based on a 120ml serving)</b>
Vend Time (fresh brew)	<b>30 seconds (based on a 120ml serving)</b>
Vend Time (soluble coffee)	<b>14 seconds (based on a 120ml serving)</b>
Waste Bucket Capacity - dry	<b>24 litres</b>
Waste Bucket Capacity - liquid	<b>9 litres</b>
Electronic Temperature Control	<b>Included as standard</b>
Electronic Water Level Control	<b>Included as standard</b>

### SPECIFICATIONS

Height	<b>1830mm</b>
Depth	<b>790mm</b>
Width	<b>700mm</b>
Weight	<b>193kg</b>
Door Open Dimensions	<b>Width 1370mm door at 180° Depth 1450mm door at 90°</b>
MBD Protocol	<b>Included as standard</b>
EXE Protocol	<b>Executive protocol kit available as a cost option</b>
Power Supply Voltage	<b>220 - 240V</b>
Power Supply Frequency	<b>50/60 Hz</b>
Energy Consumption	<b>Instant &amp; FB models: 125 wh/h Espresso model: 146 wh/h</b>
Installed Power	<b>2.27kW</b>
Water Main Pressure	<b>200 Kpa (2 bar) - 600 Kpa (6 bar)</b>
Stopcock	<b>15 mm BSP from rising main</b>
Filtration	<b>Compatible with the leading systems</b>

### INGREDIENT CAPACITIES (kg)

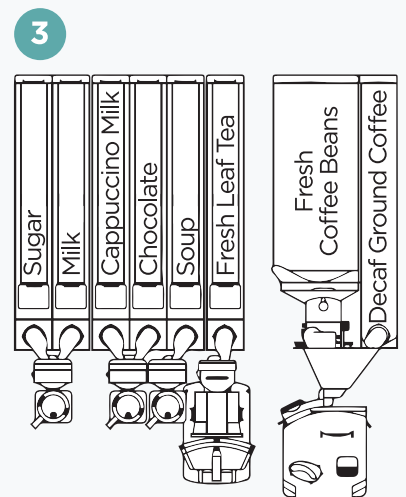
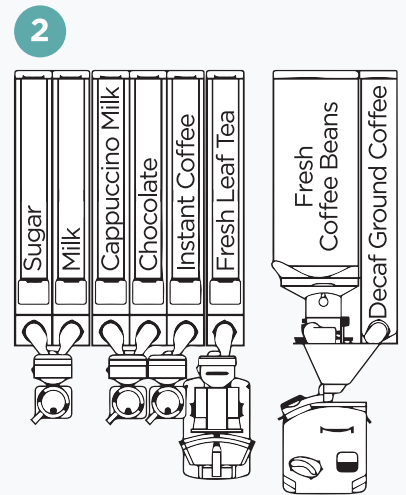
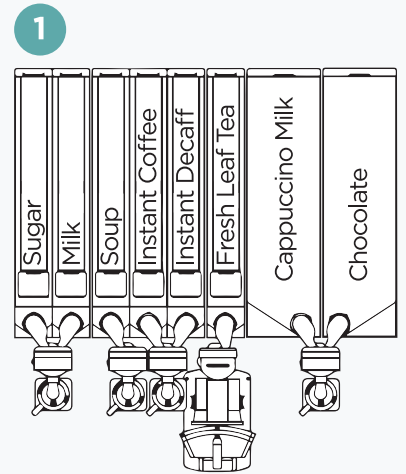
Beans	<b>3.5</b>
Ground coffee	<b>1.5</b>
Leaf tea	<b>1.7</b>
Instant coffee	<b>1</b>
Sugar	<b>3.4</b>
Milk	<b>2.5</b>
Cappuccino milk	<b>2.2/4.7</b>
Chocolate	<b>2.7/5.8</b>
Soup	<b>Variable</b>

All dimensions and weights shown are approximate and are for guidance only.



# CANISTER LAYOUTS AND DRINK MENUS

	1 Single Freshbrew Tea	2 Espresso + Freshbrew Tea (Instant Coffee)	3 Espresso + Freshbrew Tea (Soup)
<b>DRINKS MENU</b>			
<b>FROM BEANS</b>			
Black Coffee		● X	● ●
White Coffee			● ●
Black Americano		●	● ●
White Americano			● ●
Cappuccino		●	● ●
Latte		●	● ●
Flat White		●	● ●
Mocha		●	● ●
Macchiato			● ● X
Espresso		●	● ●
Espresso with Milk			● ● X
Double Espresso		● X	● ●
Freshbrew Tea	●	●	●
Freshbrew Tea with Milk	● X X		● X X
<b>INSTANT</b>			
Black Coffee	● ●	● ● X X	
White Coffee	● ●		
Black Americano	● ●	● ●	
White Americano	● ●		
Cappuccino	● ●	● ●	
Latte	● ●	● ●	
Flat White	● ●	● ●	
Mocha	● ●	● ●	
Macchiato	● ● X		
Espresso	● ●		
Espresso with Milk	● ● X		
Double Espresso	● ●		
Soup	●		●
Hot Chocolate	●	●	●
Hot Water	●	●	●
Cold Water	●	●	●
Cold Drink 1	●	●	●
Cold Drink 2	●	●	●



● Decaff selection from ground coffee available X Not available with cold water X Not available with cold water & syrups